

## Coffee System TANGO ACE, 1 group full- automatic machine

ITEM # \_\_\_\_\_

MODEL # \_\_\_\_\_

NAME # \_\_\_\_\_

SIS # \_\_\_\_\_

AIA # \_\_\_\_\_



**602554 (TANGOACE1)**

Full-automatic machine, 1 group, 220x40 ml espresso cup/hr, 6,5 liter steam/coffee boiler, 1x1,7 kg and 1x1,2 kg coffee hopper, programmable water and steam

### Short Form Specification

#### Item No. \_\_\_\_\_

The super automatic coffee machine Tango® Ace impresses its users with an exceptional result in every cup, and the quality of its equipment makes it a highly reliable choice for demanding professional use.

The Tango® Ace comes in 3 different colors: shiny white, glossy black and brushed stainless steel, fitted with a new 7" color touch screen user interface. This full automatic coffee machine has a 48 drinks menu, all customizable and comprehensive with the addition of the Cappuccinatore device to process fresh into specialty coffee drinks as cappuccino, latte, mocha...

Delivery capacity:  
Espresso 40ml : 220 cups/h  
Lungo 100ml : 150 cups/h  
Hot water : 30 L/h

### Main Features

- 1 group full-automatic machine.
- 6.5 liter steam/coffee boiler.
- Auto cleaning program.
- Programmable water and steam.
- The super automatic coffee machine Tango® Ace impresses its users with an exceptional result in every cup, and the quality of its equipment makes it a highly reliable choice for demanding professional use.
- The Tango® Ace comes in 3 different colors: shiny white, glossy black and brushed stainless steel, fitted with a new 7" color touch screen user interface. This full automatic coffee machine has a 48 drinks menu, all customizable and comprehensive with the addition of the Cappuccinatore device to process fresh into specialty coffee drinks as cappuccino, latte, mocha...
- Delivery capacity:  
Espresso 40ml: 220 cups/h  
Lungo 100ml: 150 cups/h  
Hot water: 30 L/h

### Construction

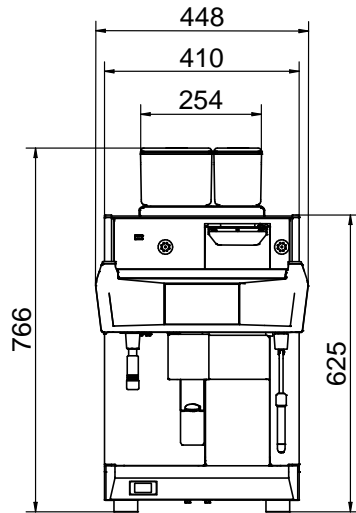
- 2 coffee grinders (1 x 1,7 kg & 1 x 1,2 kg coffee hoppers).
- LCD Touchscreen.
- PID (proportional-integral-derivative) Temperature control: a precise controller algorithm system that gives consistency and accuracy to brewing temperature management system.

### Optional Accessories

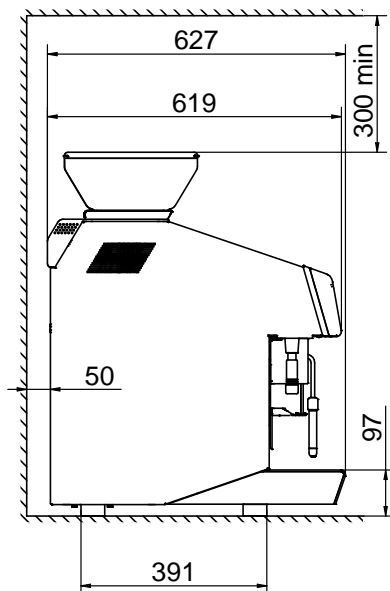
- TANGO hotel/breakfast service kit PNC 871022 ☐
- Coffee ground direct discharge chute PNC 871023 ☐
- Raised feet kit PNC 871041 ☐

APPROVAL: \_\_\_\_\_

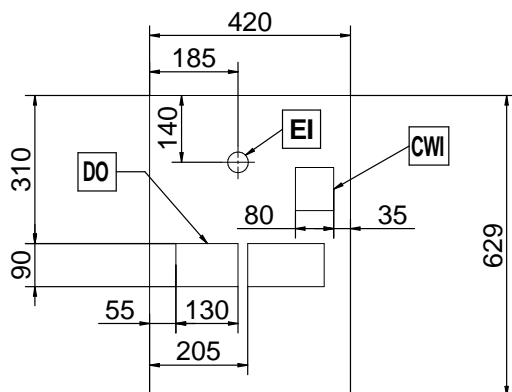
Front



Side



Top



**Electric**

Supply voltage: 400 V/3N ph/50 Hz  
Electrical power, max: 5.2 kW  
Plug type: Cable without plug

**Water:**

Cold water temperature  
(min/max): 5 / 60 °C

**Key Information:**

Net weight: 103 kg  
Shipping volume: 0.69 m<sup>3</sup>

**Sustainability**

Current consumption: 7.5 Amps